

It can detect any substance that contains moisture.

Leak Type Level Switch

It is recommended to measure lime and aggregates for asphalt plants!
We would like to introduce the features of leak type level switch!

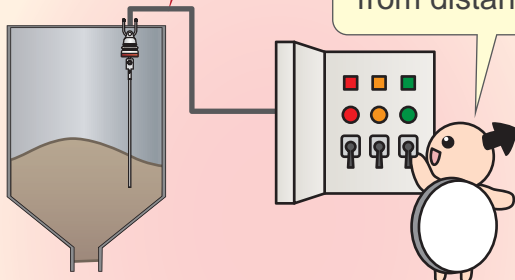


Features

1

Max. 2km

It's safe even from distance



The maximum wiring between the detector and the amplifier is 2km.

(do not receive disturbance by guidance).

Features

2

Crushed Stone

Gravel




etc...

Anything that contains a certain amount of moisture, such as gravel or crushed stone can be used.

Features

3



Very easy to install and set sensitivity.

No expertise or skill is required.

Features

4



Rod

PIPE

Wire

Plate

It can be used in any shape as long as it meets the requirements of metals such as iron.


A wide range of detection electrodes can be selected, such as wire and steel.

Features

5



It is possible to do maintenance without using any tools.



Maintenance costs can be saved as this sensor does not have moving parts.