



SWM Swing Level Switch

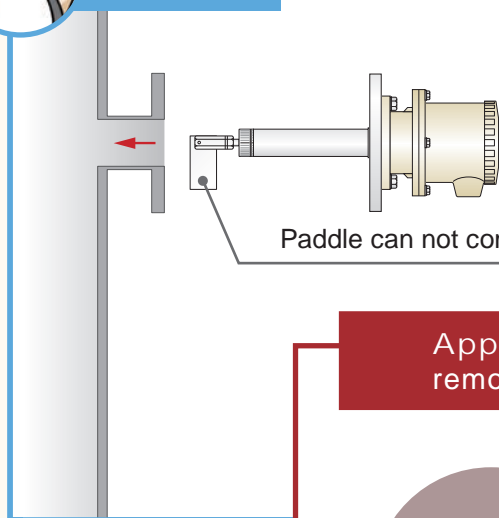
Here we introduce folding paddle of Swing Level Switch for easy mounting.



Are you having this kind of trouble?

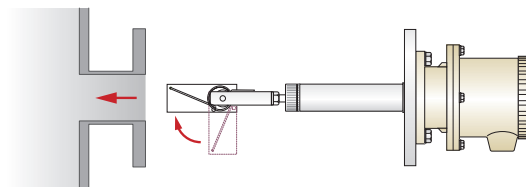
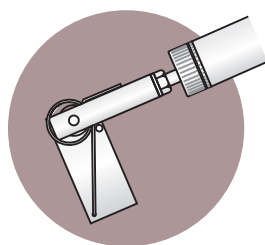


Trouble1



Depending on the mounting hole or paddle size, Swing Level Switch can not be mounted without removing the paddle.

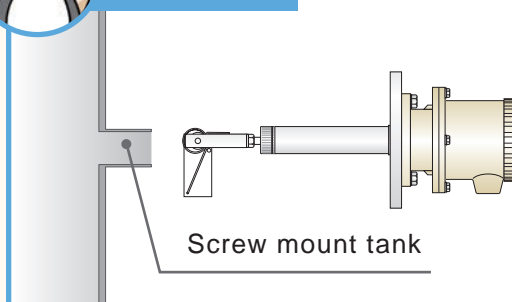
Apply folding paddle! Now you don't have to remove the paddle for mounting.



Just insert the folding paddle.
It will open automatically inside the tank.

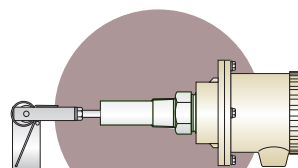


Trouble2



Is the foldingpaddle available with screw mount tank?

Yes, it is available as options.



Ex.:SWM-8BSCS

