

Rotary Paddle Level Switch



Variety of paddles for Rotary Paddle Level Switch!
Paddle shape and size are selectable based on applications such as measuring material's bulk density!



Paddle shape

Shape					
Type	A	B	C	D	E
Standard size (W×H)	100×30	80×80	60×30	150×50, 150×60 200×50, 200×60	100×30
Usage	General	General	Low level	Powder with low bulk density	Paddle gets load

※ Paddle size can be customized for each application.

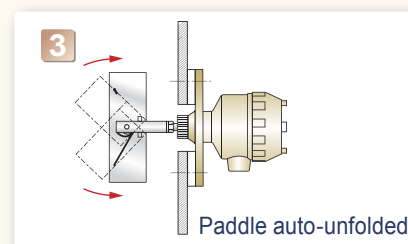
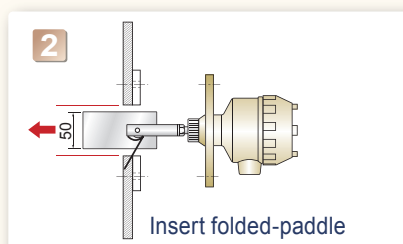
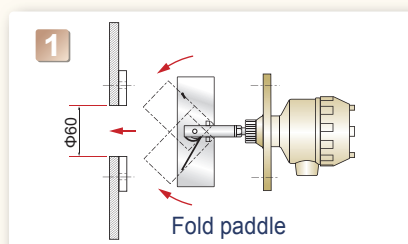
※ Material SUS316 and SUS316L is also available.

Reference for paddle selecting based on bulk density

No.	Type	W×H (mm)	min. bulk density NLType	No.	Type	W×H (mm)	min. bulk density NLType
1	A	80×30	2.81	5	A	128×80	0.26
2	A	100×30	1.44	6	B	80×80	1.06
3	A	128×25	0.83	7	B	128×60	0.35
4	A	140×30	0.53	8	C	60×30	1.44

Easy mounting folding paddle

Applying folding paddle, which has bigger paddle area than standard one, makes it possible to detect low bulk density material.



※One-touch mounting if flange size is over JIS5K50A! Just insert the paddle through the hole.

※Folding paddle for G3/4, G1 screw is also available.